

## (I) (a) Statement showing Shareholding Pattern

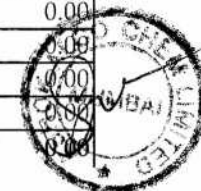
Name of the Company: ASHOK ALCO-CHEM LIMITED			
Scrip Code : 524594 Name of the scrip ID : ASHOKALC Class of Security : Equity Shares			
Quarter ended 30.06.2013		Face Value: Rs 10/-	
<b>Partly paid-up shares</b>	<b>No. of partly paid-up shares</b>	<b>As a % of total no. of partly paid-up shares</b>	<b>As a % of total no. of shares of the company</b>
Held by Promoter / Promoter Group	0	0	0
Held by public	0	0	0
<b>Total</b>	<b>0</b>	<b>0</b>	<b>0</b>
<b>Outstanding convertible securities</b>	<b>No. of outstanding securities</b>	<b>As a % of total No. of outstanding convertible securities</b>	<b>As a % of total no. of shares of the company, assuming full conversion of the convertible securities</b>
Held by Promoter / Promoter Group	0	0	0
Held by public	0	0	0
<b>Total</b>	<b>0</b>	<b>0</b>	<b>0</b>
<b>Warrants</b>	<b>No. of warrants</b>	<b>As a % of total no. of warrants</b>	<b>As a % of total no. of shares of the company, assuming full conversion of warrants</b>
Held by Promoter / Promoter Group	0	0	0
Held by public	0	0	0
<b>Total</b>	<b>0</b>	<b>0</b>	<b>0</b>
<b>Total paid-up capital of the company assuming full conversion of warrants and convertible securities</b>	<b>3775343</b>	<b>0</b>	<b>100</b>




## Statement Showing Shareholding Pattern

Table (I) (a)

Category Code	Category of shareholder	Number of shareholders	Total number of shares	Number of shares held in dematerialised form	Total shareholding as a percentage of total number of shares		Shares pledged or otherwise encumbered	
					As a percentage of (A+B)	As a percentage of (A+B+C)	Number of shares	As a percentage (IX) =
(I)	(II)	(III)	(IV)	(V)	(VI)	(VII)	(VIII)	(VIII)/(IV)*100
<b>(A)</b>	<b>Shareholding of Promoter and Promoter Group</b>							
<b>1</b>	<b>Indian</b>							
(a)	Individuals/Hindu Undivided Family	0	0	0	0.00	0.00	0	0.00
(b)	Central Government/State Government(s)	0	0	0	0.00	0.00	0	0.00
(c)	Bodies Corporate	1	1693632	1693632	44.86	44.86	0	0.00
(d)	Financial Institutions / Banks	0	0	0	0.00	0.00	0	0.00
(e)	Any Other (specify)	0	0	0	0.00	0.00	0	0.00
	<b>Sub Total (A)(1)</b>	<b>1</b>	<b>1693632</b>	<b>1693632</b>	<b>44.86</b>	<b>44.86</b>	<b>0</b>	<b>0.00</b>
<b>2</b>	<b>Foreign</b>							
(a)	Individuals (Non-Resident Individuals/Foreign Individuals)	0	0	0	0.00	0.00	0	0.00
(b)	Bodies Corporate	0	0	0	0.00	0.00	0	0.00
(c)	Institutions	0	0	0	0.00	0.00	0	0.00
(d)	Qualified Foreign Investors	0	0	0	0.00	0.00	0	0.00
(e)	Any Other (specify)	0	0	0	0.00	0.00	0	0.00
	<b>Sub Total (A)(2)</b>	<b>0</b>	<b>0</b>	<b>0</b>	<b>0.00</b>	<b>0.00</b>	<b>0</b>	<b>0.00</b>
	<b>Total Shareholding of Promoter and Promoter Group (A)=(A)(1)+(A)(2)</b>	<b>1</b>	<b>1693632</b>	<b>1693632</b>	<b>44.86</b>	<b>44.86</b>	<b>0</b>	<b>0.00</b>
<b>(B)</b>	<b>Public shareholding</b>							
<b>1</b>	<b>Institutions</b>							
(a)	Mutual Funds/UTI	1	100	0	0.00	0.00	0	0.00
(b)	Financial Institutions / Banks	2	500100	500000	13.25	13.25	0	0.00
(c)	Central Government/State Government(s)	0	0	0	0.00	0.00	0	0.00
(d)	Venture Capital Funds	0	0	0	0.00	0.00	0	0.00
(e)	Insurance Companies	0	0	0	0.00	0.00	0	0.00
(f)	Foreign Institutional Investors	0	0	0	0.00	0.00	0	0.00
(g)	Foreign Venture Capital Investors	0	0	0	0.00	0.00	0	0.00
(h)	Qualified Foreign Investors	0	0	0	0.00	0.00	0	0.00
(i)	Any Other (specify)	0	0	0	0.00	0.00	0	0.00
	<b>Sub Total (B) (1)</b>	<b>3</b>	<b>500200</b>	<b>500000</b>	<b>13.25</b>	<b>13.25</b>	<b>0</b>	<b>0.00</b>



Category Code	Category of shareholder	Number of shareholders	Total number of shares	Number of shares held in dematerialised form	Total shareholding as a percentage of total number of shares		Shares pledged or otherwise encumbered	
					As a percentage of (A+B)	As a percentage of (A+B+C)	Number of shares	As a percentage (IX) =
(I)	(II)	(III)	(IV)	(V)	(VI)	(VII)	(VIII)	(VIII)/(IV)*100
<b>2</b>	<b>Non-institutions</b>							
(a)	Bodies Corporate	40	325519	324719	8.62	8.62	0	0.00
(b) (i)	Individuals - shareholders holding nominal share capital up to Rs 1 Lakh	3036	757448	536598	20.06	20.06	0	0.00
(ii)	Individual shareholders holding nominal share capital in excess of Rs. 1 Lakh	10	486051	486051	12.87	12.87	0	0.00
(c)	Qualified Foreign Investors	0	0	0	0.00	0.00	0	0.00
(d)	<b>Any Other</b>							
(i)	Non Resident Indians (Repat)	5	3895	3895	0.10	0.10	0	0.00
(ii)	Non Resident Indians (Non Repat)	3	5750	350	0.15	0.15	0	0.00
(iii)	Foreign Nationals	0	0	0	0.00	0.00	0	0.00
(iv)	Clearing Member	6	2848	2848	0.08	0.08	0	0.00
(v)	Directors / Relatives	0	0	0	0.00	0.00	0	0.00
(vi)	Trusts	0	0	0	0.00	0.00	0	0.00
	<b>Sub Total (B)(2)</b>	<b>3100</b>	<b>1581511</b>	<b>1354461</b>	<b>41.89</b>	<b>41.89</b>	<b>0</b>	<b>0.00</b>
	<b>Total Public Shareholding Public Group (B)=(B)(1)+(B)(2)</b>	<b>3103</b>	<b>2081711</b>	<b>1854461</b>	<b>55.14</b>	<b>55.14</b>	<b>0</b>	<b>0.00</b>
	<b>Total (A)+(B)</b>	<b>3104</b>	<b>3775343</b>	<b>3548093</b>	<b>100.00</b>	<b>100.00</b>	<b>0</b>	<b>0.00</b>
(C)	<b>Shares held by custodians and against which Depository Receipts have been issued</b>							
i	Promoter and Promoter group	0	0	0	0.00	0.00	0	0.00
ii	Public	0	0	0	0.00	0.00	0	0.00
	<b>Sub Total ( C )</b>	<b>0</b>	<b>0</b>	<b>0</b>	<b>0.00</b>	<b>0.00</b>	<b>0</b>	<b>0.00</b>
	<b>GRAND TOTAL (A)+(B)+(C)</b>	<b>3104</b>	<b>3775343</b>	<b>3548093</b>	<b>100.00</b>	<b>100.00</b>	<b>0</b>	<b>0.00</b>



ASHOK ALCO-CHEM LIMITED

(I)(b) Statement showing holding of securities (including shares, warrants, convertible securities) of persons belonging to the category "Promoter and Promoter Group"											
Sr. No.	Name of the shareholder	Details of Shares held		Encumbered shares			Details of warrants		Details of convertible securities		Total shares (including underlying shares assuming full conversion of warrants and convertible securities) as a % of diluted share capital
		Number of shares held	As a % of grand total (A)+(B)+(C)	No.	As a percentage	As a % of grand total (A)+(B)+(C) of sub-clause (I)(a)	Number of warrants held	As a % total number of warrants of the same class	Number of convertible securities held	As a % total number of convertible securities of the same class	
(I)	(II)	(III)	(IV)	(V)	(VI)=(V)/(III)*100	(VII)	(VIII)	(IX)	(X)	(XI)	(XII)
1	AURA ALKALIES AND CHEMICALS PVT LTD	1693632	44.86	0	0.00	0.00	0	0.00	0	0.00	0
<b>TOTAL</b>		<b>1693632</b>	<b>44.86</b>	<b>0</b>	<b>0.00</b>	<b>0.00</b>	<b>0</b>	<b>0.00</b>	<b>0</b>	<b>0.00</b>	<b>0</b>



ASHOK ALCO-CHEM LIMITED


(I)(c)(i) Statement showing holding of securities (including shares, warrants, convertible securities) of persons belonging to the category "Public" and holding more than 1% of the total number of shares								
Sr. No.	Name of the shareholder	Number of shares held	Shares as a percentage of total number of shares [i.e., Grand Total (A)+(B)+(C) indicated in Statement at	Details of warrants		Details of convertible securities		Total shares (including underlying shares assuming full conversion of warrants and convertible securities) as a % of diluted share capital
				Number of warrants held	As a % total number of warrants of the same class	Number of convertible securities held	% w.r.t total number of convertible securities of the same class	
1	SICOM ARC LTD	500100	13.25	0	0	0	0	0
2	KODAI INVESTMENT AND TRADING CO. PVT. LTD.	280521	7.43	0	0	0	0	0
3	SHOBHNA A KADAKIA	158303	4.19	0	0	0	0	0
4	ANIL MANILAL KADAKIA	119231	3.16	0	0	0	0	0
5	ASHOK MANILAL KADAKIA	114875	3.04	0	0	0	0	0
<b>TOTAL</b>		<b>1173030</b>	<b>31.07</b>	<b>0</b>	<b>0</b>	<b>0</b>	<b>0</b>	<b>0</b>



ASHOK ALCO-CHEM LIMITED

(I)(c)(ii) Statement showing holding of securities (including shares, warrants, convertible securities) of persons (together with PAC) belonging to the category "Public" and holding more than 5% of the total number of shares of the company								
Sr. No.	Name(s) of the shareholder(s) and the Persons Acting in Concert (PAC) with them	Number of shares	Shares as a percentage of total number of shares [i.e., Grand Total (A)+(B)+(C) indicated in Statement at para (I)(a) above]	Details of warrants		Details of convertible securities		Total shares (including underlying shares assuming full conversion of warrants and convertible securities) as a % of diluted share capital
				Number of warrants	As a % total number of warrants of the same class	Number of convertible securities held	% w.r.t total number of convertible securities of the same class	
1	SICOM ARC LTD	500100	13.25	0	0.00	0	0.00	0
2	KODAI INVESTMENT AND TRADING CO. PVT. LTD.	280521	7.43	0	0.00	0	0.00	0
<b>TOTAL</b>		<b>780621</b>	<b>20.68</b>	<b>0</b>	<b>0.00</b>	<b>0</b>	<b>0.00</b>	<b>0</b>

(I)(d) Statement showing details of locked-in shares					
Sr. No.	Name of the shareholder	Number of Locked in Shares	Locked-in shares as a percentage of total number of shares [i.e., Grand Total (A)+(B)+(C) indicated in Statement at para (I)(a) above]		
NIL					
<b>TOTAL</b>					



ASHOK ALCO-CHEM LIMITED

(II)(a) Statement showing details of Depository Receipts (DRs)					
Sr. No.	Type of outstanding DR (ADRs, GDRs, SDRs, etc.)	Number of outstanding DRs	Number of shares underlying outstanding DRs	Shares underlying outstanding DRs as a percentage of total number of shares {i.e., Grand Total (A)+(B)+(C) indicated in Statement at para (I)(a) above}	Promoter / Promoter Group / Public
NIL					
TOTAL					

(II)(b) Statement showing holding of Depository Receipts (DRs), where underlying shares held by "Promoter/ Promoter Group" are in excess of 1% of the total number of shares				
Sr. No.	Name of the DR Holder	Type of outstanding DR (ADRs, GDRs, SDRs, etc.)	Number of shares underlying outstanding DRs	Shares underlying outstanding DRs as a percentage of total number of shares {i.e., Grand Total (A)+(B)+(C) indicated in Statement at para (I)(a) above}
NIL				
TOTAL				

